6X8 WALK-IN CATIO PLAN

FREE PREVIEW | Footprint 6 x 8 ft (48 sq ft)



Get the full 6x8 walk-in catio plan

30 pages: material list, cut list, every measurement and a drawing for each step, from the sill frame to the metal roof, the hardware cloth and the door. Instant PDF download.

$19.99 one time | 30-day money-back guarantee

Get the full plan

3dshedplans.com/6x8-catio-plan/

Copyright 2026 3DSHEDPLANS.COM. 6x8 walk-in catio plan, free preview. Page 1

Look inside the full plan

Real pages from the 30-page 6x8 walk-in catio plan. The free preview shows the shape of the build; the full plan gives you the numbers to buy and cut once.

FULL PLAN

Door: item	Qty	Used for
Flat corner brace (3 in)	4	Door

Shelves and ramp

Shelves and ramp: item	Qty	Used for
1x2 x 8 ft	1	Ramp cleat
2x12 x 8 ft	3	Shelf plank, high, Shelf plank, low, Shelf plank, mid
2x8 x 8 ft	1	Ramp, Ramp foot

Hardware cloth, battens and trim

Hardware cloth, battens and trim: item	Qty	Used for
1x2 x 8 ft	1	Door head strip
1x4 x 8 ft	14	Corner batten, Corner batten, end, Mid batten, Rake board, Top batten
1x4 x 10 ft	2	Fascia
1x4 x 12 ft	2	Mid batten, Top batten
1x4 x 14 ft	1	Door jamb batten
Pressure-treated 1x4 x 8 ft	2	Batten batten

Material list

Every board, sheet and fastener with quantities. Continues in the full plan.

FULL PLAN

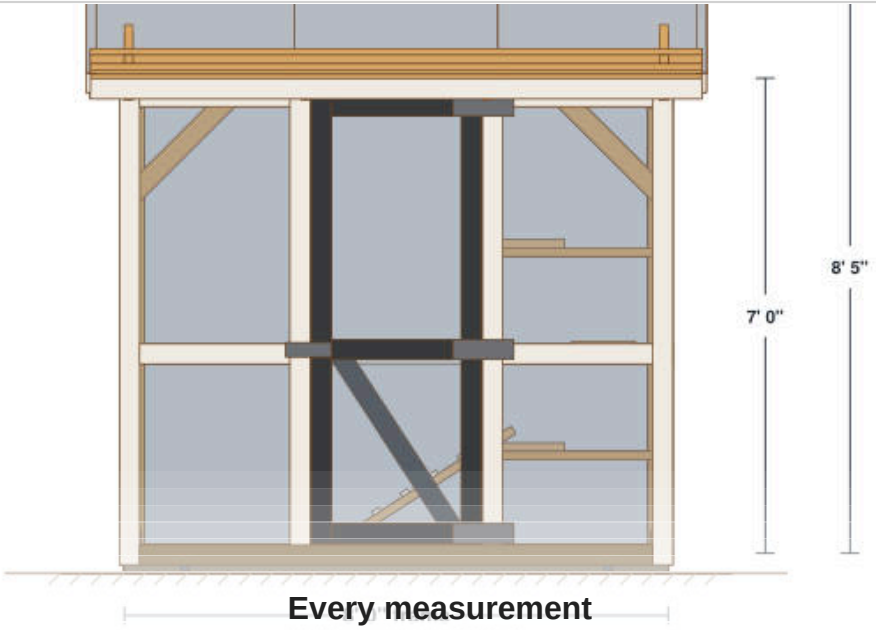

Every measurement

Front, side and back views with dimensions, then one drawing per step.

Get the full plan $19.99

3dshedplans.com/6x8-catio-plan/

Copyright 2026 3DSHEDPLANS.COM. 6x8 walk-in catio plan, free preview. Page 2

Before you start

Check your local permit office and your homeowners association before you build: setbacks and size limits differ from place to place.

Wear eye and ear protection, and gloves when you handle hardware cloth and metal. Raising the walls and setting the ridge are two-person jobs.

This free version walks through the five stages of the build: a walk-in catio with a metal roof, for up to 3 cats. You walk in standing up through a full-height door.

Skill: you can cut square with a circular saw and drive screws with a drill. Time: about two weekends for two people. Tools: circular saw, drill and impact driver, level, tape, speed square, staple gun, tin snips and two 6 ft step ladders. The biggest costs are the lumber, the metal roof and the hardware cloth rolls.





Full 6x8 walk-in catio plan: material list, cut list, every measurement | $19.99 | 3dshedplans.com/6x8-catio-plan/

1 SILL FRAME

A frame of treated 4x4 sills lies level on a strip of crushed stone and is held down by ground anchors.

In the full plan: the stone strip, the sill joints and where each anchor goes. 3dshedplans.com/6x8-catio-plan/



2 WALLS

Four stud walls are built flat on the ground and tilted up, with rails for the cloth and the shelves, and a knee brace in every top corner.

In the full plan: every stud, rail and brace with its measurements. 3dshedplans.com/6x8-catio-plan/



Copyright 2026 3DSHEDPLANS.COM. 6x8 walk-in catio plan, free preview. Page 4

3 ROOF FRAME

A rafter pair on every stud, a ridge board, ties, and flat purlins for the metal.

In the full plan: the rafter pattern with every cut and the eave blocks that close the gaps. 3dshedplans.com/6x8-catio-plan/



4 METAL ROOF

Plywood gables, fascia and ribbed metal panels with a sealed ridge cap.

In the full plan: the panel layout, the trim and the screw pattern. 3dshedplans.com/6x8-catio-plan/



Copyright 2026 3DSHEDPLANS.COM. 6x8 walk-in catio plan, free preview. Page 5

5 HARDWARE CLOTH, DOOR AND SHELVES

Hardware cloth in two bands under battens, an apron on the ground, a self-closing door, three shelves and a ramp.

In the full plan: the cloth plan, the door, the shelf heights and the ramp. 3dshedplans.com/6x8-catio-plan/



Copyright 2026 3DSHEDPLANS.COM. 6x8 walk-in catio plan, free preview. Page 6

Ready to build your 6x8 walk-in catio?

	Free preview	Full plan
Overview and build stages	Yes	**Yes**
Material list with quantities	No	**Yes**
Cut list for every part	No	**Yes**
Measurements in every step	Overall sizes	**Every part**
Step-by-step drawings	Preview pages	**30 pages**
Pro tips	No	**Yes**
Price	Free	**$19.99**

Save a weekend of guesswork

30 pages: material list, cut list, every measurement and a drawing for each step, from the sill frame to the metal roof, the hardware cloth and the door. Instant PDF download.

$19.99 **one time | 30-day money-back guarantee**

Get the full plan

3dshedplans.com/6x8-catio-plan/

Not useful? Email support@3dshedplans.com within 30 days for a full refund.

Looking for another size? See every plan: 3dshedplans.com/shop/

Copyright 2026 3DSHEDPLANS.COM. 6x8 walk-in catio plan, free preview. Page 7