# 2X8 GARAGE SHELVES PLAN

**FREE PREVIEW | Footprint 2 x 8 ft (16 sq ft)**



## Get the full 2x8 garage shelves plan

17 pages: material list, cut list, every measurement and a drawing for each step, from the legs to the wall strip. Instant PDF download.

**$5.99** one time | 30-day money-back guarantee

**Get the full plan**

3dshedplans.com/2x8-garage-shelves-plan/



Copyright 2026 3DSHEDPLANS.COM. 2x8 garage shelves plan, free preview. Page 1

# Look inside the full plan

Real pages from the 17-page 2x8 garage shelves plan. The free preview shows the shape of the build; the full plan gives you the numbers to buy and cut once.

FULL PLAN

| What | Guide |
|---|---|
| One bay of one shelf | up to 300 lb, spread evenly |
| One shelf | about 600 lb (2 bays) |
| Point loads | set heavy single items (a full paint can, a toolbox) near a leg, not mid bay |
| Never | climb the shelves or hang off the front; a ladder is for reaching the top shelf |

For comparison: a full 5 gallon bucket of paint is about 60 lb, a full 18 gallon plastic storage tote is often 40 to 60 lb. 5 full 5 gallon buckets weigh about the guide load of one bay.

## 5 SHOPPING LIST

Sight down every 2x4 and leave the bowed and twisted ones: the rails and legs must be straight. Buy 8 ft boards (96 in), not 92 5/8 in precut studs. The list below is the 21 boards the cutting plan uses, with no spare: if you want one for a bad cut or a board that twists at home, buy one more than the list.

### Lumber

| Item | Qty | Used for |
|---|---|---|
| 2x4 x 8 ft | 21 | Long rail, Leg post, Joist, Foot block, Spacer block |
| 3/4 in plywood, 4x8 sheet | 2 | Shelf tops |
| 1x4 x 8 ft | 1 | Wall strip |

**Material list**

Every board, sheet and fastener with quantities. Continues in the full plan.

FULL PLAN



The finished unit from behind: the wall strip across the back legs, just under the top shelf.

**Skill level:** beginner to intermediate. You need square cuts, 4 long rip cuts along a clamped guide (2 per plywood sheet) and a steady hand with a drill/driver.

3 SPECS

**Every measurement**

Front, side and back views with dimensions, then one drawing per step.

**Get the full plan $5.99**

**3dshedplans.com/2x8-garage-shelves-plan/**



Copyright 2026 3DSHEDPLANS.COM. 2x8 garage shelves plan, free preview. Page 2

# Before you start

This shelf unit is fixed to the wall studs so it is much harder to tip. Do not load or use it before it is screwed to the wall. Rules for storage and anchoring can vary: check your local codes if you are unsure.

Safety: wear eye and ear protection, and a dust mask when you cut; keep blades sharp and guards on. The finished unit weighs about 290 lb empty, so you stand it up with two helpers.

The 2x8 is 2 ft deep and 8 ft wide. This free version walks through steps 9 to 13 of the 2x8 garage shelves plan, numbered as in the full plan (steps 1 to 8 there are the lists, the cut list and the cutting). Below: the finished unit, from the front and from behind.

| At a glance | |
|---|---|
| Size | 8 ft wide, 2 ft deep, 6 ft tall, 4 shelves |
| Skill | Beginner to intermediate: square cuts, 4 long rip cuts, driving screws |
| Time | About 8 hours, a weekend, plus two helpers for about 30 minutes |
| What drives the cost | 21 2x4 boards, 2 plywood sheets and the screws |
| Load and weight | Up to 300 lb per bay, 600 lb per shelf (common practice); 290 lb empty |
| Tools | Circular saw, drill/driver, square, level, stud finder, 2 clamps, pry bar |
| Room to stand it up | About 8 by 12 ft of clear floor and an 8 ft ceiling |
| Straps | 2 ratchet straps at least 24 ft long, for the lift |





**Full 2x8 garage shelves plan: material list, cut list, every measurement | $5.99 | 3dshedplans.com/2x8-garage-shelves-plan/**

## 9 MAKE THE LEGS

Glue and screw short 2x4 blocks to the inside face of each 2x4 leg post. The gaps between the blocks are the pockets the shelves sit in.

**In the full plan:** every block length and the marks that set each pocket. www.3dshedplans.com/2x8-garage-shelves-plan/



## 10 BUILD THE SHELF FRAMES

Screw 2x4 joists between two long 2x4 rails for each shelf and square the frame.

**In the full plan:** the joist spacing and the screw pattern. www.3dshedplans.com/2x8-garage-shelves-plan/





Copyright 2026 3DSHEDPLANS.COM. 2x8 garage shelves plan, free preview. Page 4

## 11 SCREW ON THE SHELF TOPS

Screw one shelf top to each frame (the tops are ripped from the plywood in step 8).

**In the full plan:** the screw spacing and the edge distances. www.3dshedplans.com/2x8-garage-shelves-plan/



## 12 ASSEMBLE ON ITS FRONT

With the front legs on the floor, drop each shelf into its pockets, lay the back legs on top, screw them to the rails and screw on the wall strip.

**In the full plan:** the assembly order and the square check. www.3dshedplans.com/2x8-garage-shelves-plan/

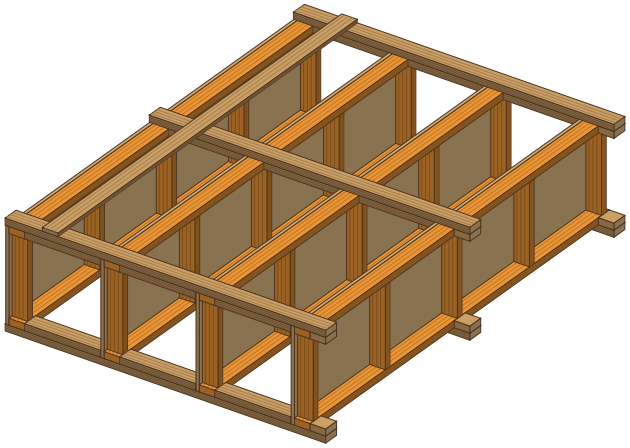



Copyright 2026 3DSHEDPLANS.COM. 2x8 garage shelves plan, free preview. Page 5

## 13 STAND IT UP AND FIX IT TO THE WALL

Stand the unit up with two helpers while two ratchet straps and a screwed-on cleat at every front leg hold the front legs on (the back legs stand on shims set before the lift), screw the front legs, slide it to the wall, shim the front legs and screw the wall strip under the top shelf into the studs.

**In the full plan:** who stands where for the lift, the shim tips and the screws for the studs.
www.3dshedplans.com/2x8-garage-shelves-plan/



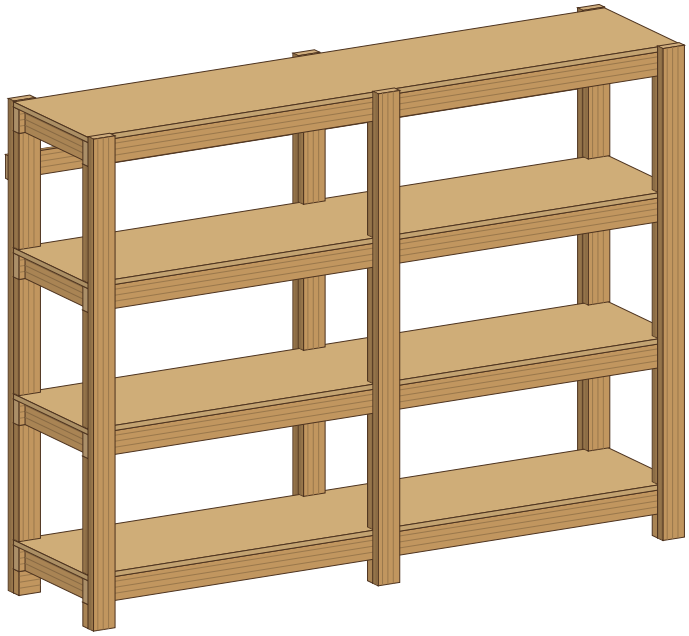

**Full 2x8 garage shelves plan: material list, cut list, every measurement | $5.99 | 3dshedplans.com/2x8-garage-shelves-plan/**

# Ready to build your 2x8 garage shelves?

| | Free preview | Full plan |
|---|---|---|
| Overview and build stages | Yes | **Yes** |
| Material list with quantities | No | **Yes** |
| Cut list for every part | No | **Yes** |
| Measurements in every step | Overall sizes | **Every part** |
| Step-by-step drawings | Preview pages | **17 pages** |
| Pro tips | No | **Yes** |
| Price | Free | **$5.99** |

## Save a weekend of guesswork

17 pages: material list, cut list, every measurement and a drawing for each step, from the legs to the wall strip. Instant PDF download.

**$5.99** **one time | 30-day money-back guarantee**

**Get the full plan**

**3dshedplans.com/2x8-garage-shelves-plan/**

Not useful? Email support@3dshedplans.com within 30 days for a full refund.

**Looking for another size? See every plan: 3dshedplans.com/shop/**



Copyright 2026 3DSHEDPLANS.COM. 2x8 garage shelves plan, free preview. Page 7