12X14

GABLE SHED PLAN

FREE STREAMLINED VERSION



Step overview · Framing previews · 3D views

Get the full plan: material list, cut list and every measurement > www.3dshedplans.com/12x14-gable-shed-plan/

Copyright © 2026 3DSHEDPLANS.COM. 12x14 gable shed plan. Free version.

Before you start

Shed rules (size limits, height, setbacks, permits) vary by town and HOA. Check your local permit office before you build.

Safety: wear eye and ear protection, keep blades sharp and guards on, work from stable ladders with a helper, and stay off open rafters.

This free version walks through the five stages of the 12x14 gable shed plan with views of the same 3D model the full plan is drawn from. Below: the finished shed from the front and from the back.





Get the full plan: material list, cut list and every measurement > www.3dshedplans.com/12x14-gable-shed-plan/

Copyright © 2026 3DSHEDPLANS.COM. 12x14 gable shed plan. Free version.

1 SITE AND FOUNDATION

Clear and level the site, lay a compacted gravel pad and set the pressure-treated 4x4 skids level in both directions.

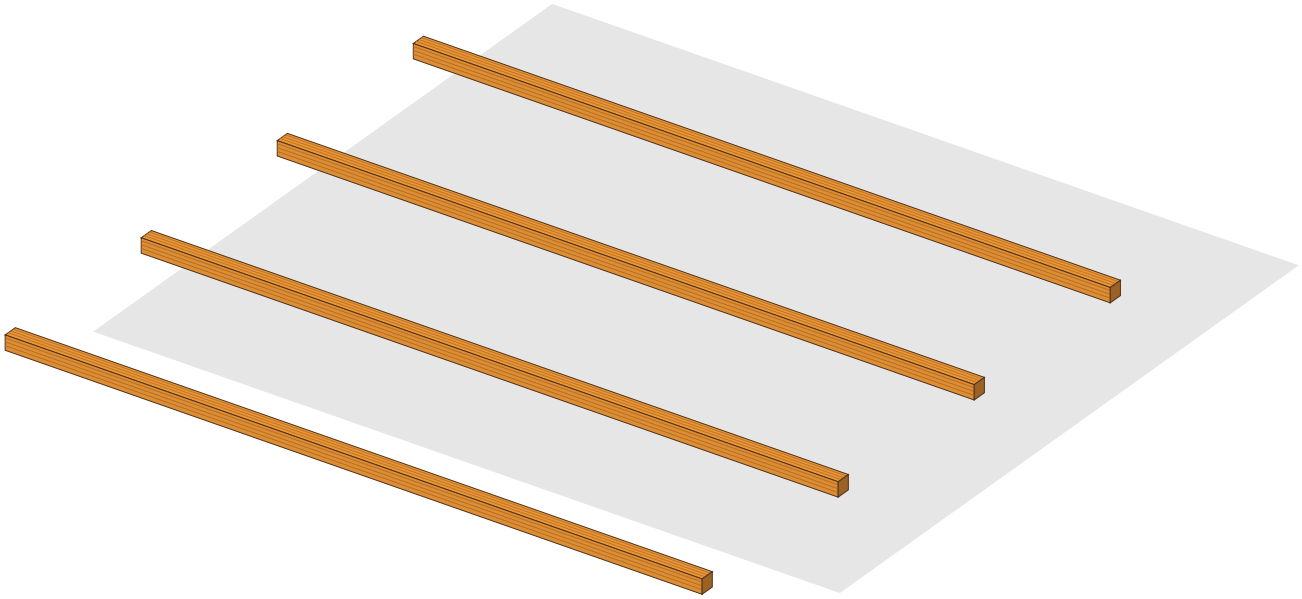

2 FLOOR FRAME AND DECK

Build the floor frame from pressure-treated 2x6 rim joists and joists 16 in on center, square it, fix it to the skids, and glue and screw 3/4 in tongue and groove plywood on top.

In the full plan: the site layout with its diagonals, skid spacing, the joist marks on the rims and a piece map for every decking sheet. www.3dshedplans.com/12x14-gable-shed-plan/

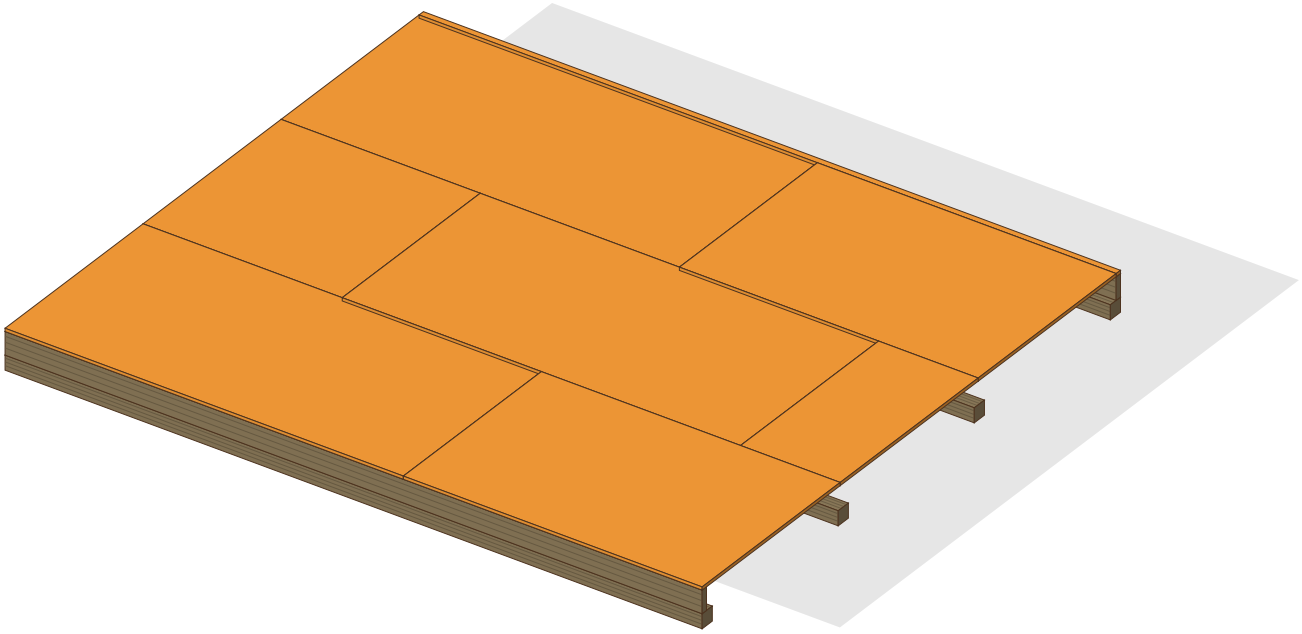

Get the full plan: material list, cut list and every measurement > www.3dshedplans.com/12x14-gable-shed-plan/

Copyright © 2026 3DSHEDPLANS.COM. 12x14 gable shed plan. Free version.

3 WALLS

Frame each wall with 2x4 studs 16 in on center and headers over the door and window. Square it, raise it as a bare frame with a helper, brace it plumb, and tie the walls together with the second top plates. Once all four walls stand, hang the T1-11 siding and build the double door from T1-11 with a 1x4 frame and two Z braces on each leaf, then hang it on T-strap hinges inside a 1x4 casing.

In the full plan: every wall drawn stud by stud with a position table, the headers, the siding sheet layouts, the door leaf with its frame and brace cuts and how to raise each wall safely. www.3dshedplans.com/12x14-gable-shed-plan/

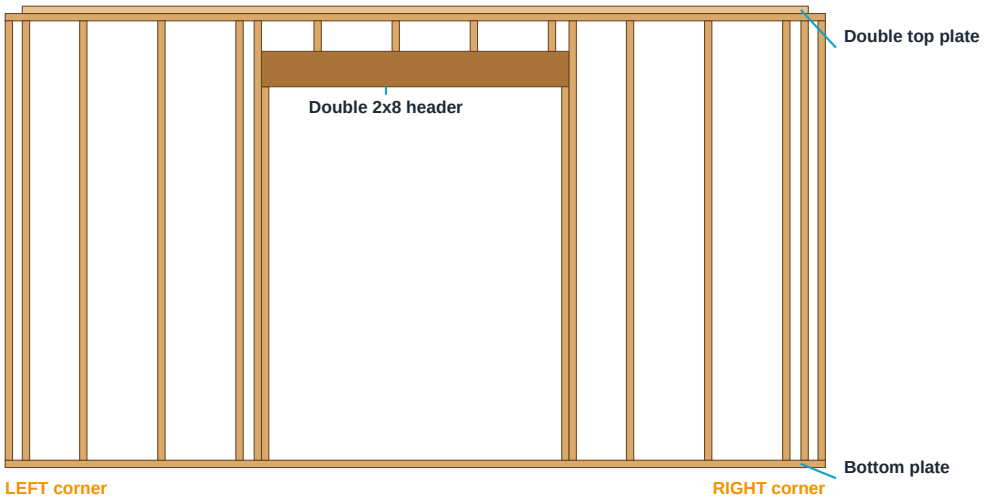

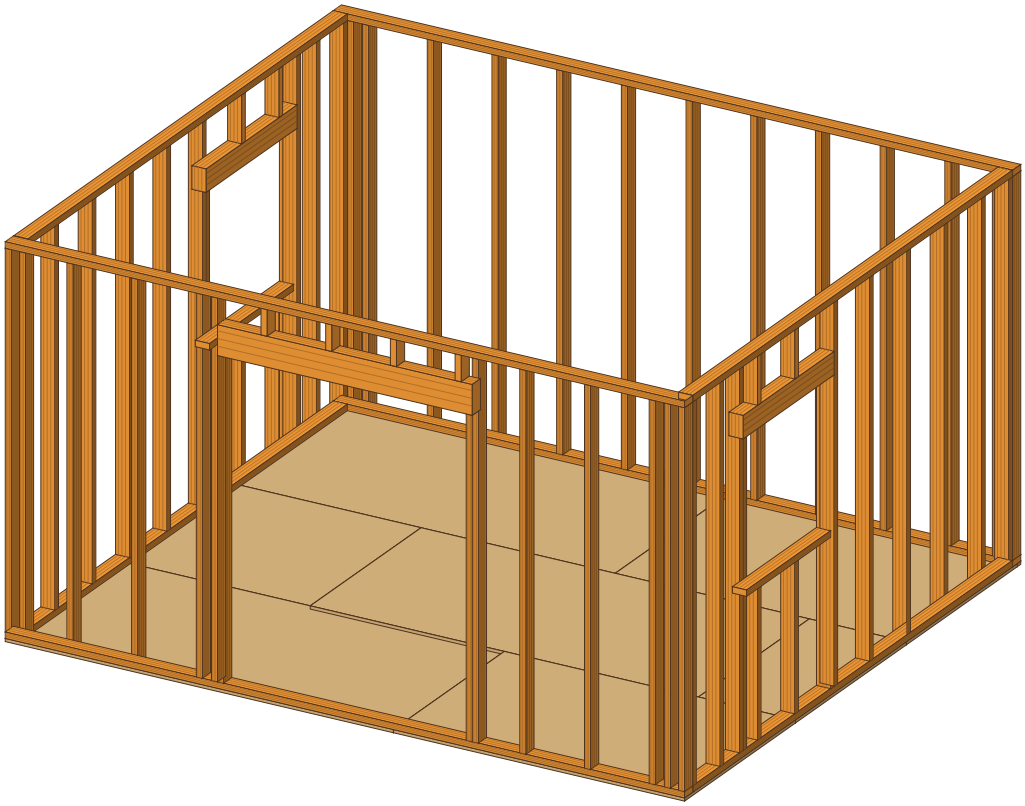

Get the full plan: material list, cut list and every measurement > www.3dshedplans.com/12x14-gable-shed-plan/

Copyright © 2026 3DSHEDPLANS.COM. 12x14 gable shed plan. Free version.

4 ROOF

Cut a pattern 2x4 rafter, set the ridge board and the rafter pairs 16 in on center, then the rafter ties, collar ties and gable end studs, and the rake overhang on lookout blocks. Then sheath with OSB and add felt, drip edge and shingles, with cap shingles along the ridge.

In the full plan: the pattern rafter with every cut, the rafter layout on the plates, the sheathing map and the shingle courses. www.3dshedplans.com/12x14-gable-shed-plan/





Get the full plan: material list, cut list and every measurement > www.3dshedplans.com/12x14-gable-shed-plan/

5 TRIM AND PAINT

Add the corner trim, the window casing and the drip caps, then prime and paint or stain.

In the full plan: the casing and trim table, the drip caps and the corner trim. www.3dshedplans.com/12x14-gable-shed-plan/





Get the full plan: material list, cut list and every measurement > www.3dshedplans.com/12x14-gable-shed-plan/

Copyright © 2026 3DSHEDPLANS.COM. 12x14 gable shed plan. Free version.

Ready to build?

The full 12x14 gable shed plan gives you the shopping list, the cut list, every measurement and a dimensioned drawing for each step. Instant PDF download for $19.99: www.3dshedplans.com/12x14-gable-shed-plan/

	Free	Full plan
3D views and step overview	Yes	Yes
Material list with quantities	No	Yes
Cut list for every part	No	Yes
Measurements in every step and drawing	No	Yes
Wall framing drawings with openings	Preview	All walls, dimensioned
Rafter pattern, ridge, ties and gable studs	No	Yes
Pro tips	No	Most steps



Get the full plan: material list, cut list and every measurement > www.3dshedplans.com/12x14-gable-shed-plan/

Copyright © 2026 3DSHEDPLANS.COM. 12x14 gable shed plan. Free version.